

STEP INTO THE  
SPOTLIGHT




# Designer Epic™ | 3

Sewing and Embroidery Machine

# We're Changing The Way You Create

Embroider like never before. The new embroidery unit not only has the industry's largest embroidery area\*, but thanks to the new ergonomic hoop connection, it also makes attaching and removing hoops easy and quick. With the groundbreaking, industry-first Special Techniques Hoop, sewists can embroider specialty techniques like felting or bobbin work and flip the hoop over to seamlessly transition to conventional embroidery.



\*When Compared to Brother Luminaire 3 Innov-is XP3, Bernina 880 Plus, Janome Continental M17, and Babylock Solaris Vision.



## Embroider Like Never Before

### New Embroidery Unit


Thoughtful engineering results in a new embroidery unit design that is easier to use, supports new embroidery techniques, and has a metal frame for durability and stability. The ergonomic hoop connection system makes it effortless to attach or detach hoops and the patent-pending embroidery unit connection makes it even easier to attach the unit to your machine.

### Free-Arm Embroidery

Embroider difficult-to-hoop projects without opening a seam. Simply slip part of your project around the free-arm when attaching the optional Free-Arm Embroidery Hoop.

### Special Techniques Hoop\*

The first in the industry to seamlessly embroider a special technique like felting or bobbin work, then continue stitching over that design with conventional embroidery. With the Special Techniques Hoop you don't need to un-hoop your project, saving you time and frustration.



## Preview Before You Stitch

### Embroidery Projection

Project the image of an embroidery on your hooped fabric for easy placement. Preview where your embroidery will stitch out to generally place a design on your project, or easily match multiple hoopings to create embroideries at the ideal size. You can use the Exact Position feature to fine-tune for absolutely perfect placement.


### Sewing Projection

Stitch Preview projects whatever you plan to stitch on the fabric before you sew, or you can easily align your stitching with an overlay of helpful lines with adjustable angles and grids of adjustable sizes in sewing mode. Achieve perfectly placed stitching while saving precious time.



## STITCH CREATOR™

Create a 9mm stitch completely from scratch so you always have the right stitch for your project, or edit one of the many built-in stitches to customize a stitch for unlimited creativity.



## New Guided Pictogram Stitch Technique

Use the new stitch technique, Guided Pictogram, to easily make large motifs while the machine guides you every step of the way. Simply sew until the machine automatically stops and then let the projected guide show you where and when to pivot your fabric until you are done.



## DESIGNER™ Embellishment Attachment\* Capabilities

Embroider ribbon, beads or yarn directly and precisely on fabric as the attachment guides the material into place. Automatically stitch a variety of materials with your machine to avoid the time and stress of stitching them down by hand.



## Artificial Intelligence Technology


Attach any included presser foot and the machine will inform you if the foot is compatible with your stitch selection. It will also show you if the foot is attached incorrectly to make sure you are using the best foot in the best way for your projects.

## Integrated Dual Feed Technology

Feeds fabric from both the top and bottom for effortlessly sewing multiple layers of fabric or specialty fabrics, eliminating the need for a separate dual feed presser foot.

# Designer Epic™ | 3

Sewing and Embroidery Machine

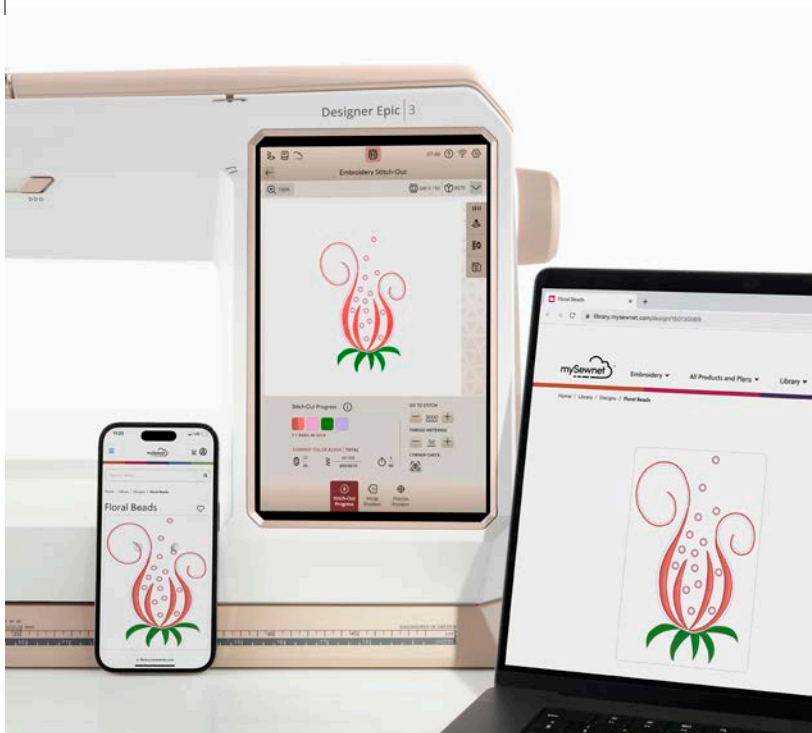


## JoyOS ADVISOR™

The DESIGNER EPIC™ 3 sewing and embroidery machine will be your smartest and most skillful companion with help from the JoyOS ADVISOR feature. It provides interactive tutorials, step-by-step project instructions, and many more useful guides.

## Needle Piercing Power

Electronic needle piercing power (150N) provides superior results when using heavy fabrics or multiple layers.



## mySewnet™ Connectivity

Get creative with seamless cloud-based navigation between your machine screen, laptop and mobile.

A 90-day free trial of mySewnet PLATINUM Software and Library is included.

### mySewnet Library\*

mySewnet Library has thousands of beautiful ready-made embroidery designs, from flowers and fonts to nature and more. The best part: You can access the full library on-screen so you don't have to leave your machine to find the perfect design.

### mySewnet Blog

Access a live feed directly on your screen of news, free projects, free designs and more.

### mySewnet App

Download the free app that connects your phone to your machine. Digitize photos on the go, get live machine updates and more.

### mySewnet Cloud

Access the cloud folder with free 100MB storage for all files saved in one place directly from the machine screen.

## Embroidery

### Industry's Largest Embroidery Area\*\*

Embroider with the market's largest embroidery area using the new 450x450mm Mega Turnable Hoop.

### Exact Position

Place and match your embroideries with this feature for stitch point accuracy, achieving perfectly placed embroideries every time.

### Most Built-In Specialty Technique Designs\*\*

Create the most unique projects by adding texture and dimension. The built-in designs incorporate 35 specialty techniques including ribbon embroidery, free-arm embroidery, THREAD VELVET™ Technique and more.

### Wide Variety of Built-in Designs


Thanks to over 870 built-in embroidery designs and 10 embroidery fonts providing a wide variety of design styles, you may not need to look anywhere else for the best design for your next project. From animated children's designs to elegant florals, there's something for every project.

### Create Shape

Create unlimited new embroideries using any stitch and/or embroidery design. Choose your shape and adjust your selected designs or stitches on this shape line.

\*Subscription is required after 90 days.

\*\*When Compared to Brother Luminaire 3 Innov-is XP3, Bernina 880 Plus, Janome Continental M17, and Babylock Solaris Vision.



## Sewing

### Exclusive Stitch Techniques

Customize any project with exclusive and patented stitch techniques that give your project dimensional elements that are effortless and irresistible: Guided Pictogram, Floating, Pop-Up Stitches, Sequin Stitches, Appliqué Stitches, Yarn Stitches, Theme Stitches and Motif Builder Stitches.

### Enhanced Fabric Feed

Exceptional fabric feeding is provided by the additional front feed teeth and an overall wider feed teeth system to feed your projects more smoothly.

### Extensive Selection of Built-In Stitches

Choose from a variety of over 870 stitches for basic sewing, decorative sewing and more. There's a stitch for every project. Make a big impact with little effort with stitches up to 54mm wide, or program six sewing alphabets, with both uppercase and lowercase letters.

### deLuxe™ Stitch System

Spend less effort on machine adjustments with high-quality results regardless of fabric and thread type. Thread Portioning technology feeds the optimum amount of thread for each stitch, no matter what thread type or fabric thickness, when sewing or embroidering. Perfect for gorgeous stitch results on both sides of the fabric, even with metallic or other specialty threads. Choose between Thread Portioning or Thread Tension for specific techniques/ accessories.

## Machine

### Machine Set-Up Wizard

The Machine Set-Up Wizard will show you step by step how to set up your machine, making it quick and easy to get the most out of your machine the first time you sew.

### Straight Stitch Plate and Sensor

The included Straight Stitch Needle Plate is the perfect help for straight stitch sewing with any special accessory and embroidery. This prevents fabric from being pulled down under the needle plate. When you attach the Straight Stitch Plate, the machine sensor alerts you if you select any stitch other than a straight stitch to avoid breaking needles.

### Bright Work Light

Developed by optronic experts using revolutionary LED technology and light guide optics, the work area lighting allows you to see your project in true color with virtually no shadows, so you get a clear view of your project without needing additional lighting.

### Stability

The base plate and new embroidery unit are engineered to reduce vibrations and increase stability. Sew or embroider with less vibrations for a steady and quiet sewing experience.

# Designer Epic™ | 3

## Sewing and Embroidery Machine



### INNOVATIVE AND POWERFUL FEATURES INCLUDING:

#### Top Features

- New Embroidery Unit
- Free-Arm Embroidery
- Special Techniques Hoop<sup>^</sup>
- Embroidery Projection
- Sewing Projection
- Artificial Intelligence Technology
- STITCH CREATOR™
- NEW Guided Pictogram Stitch Technique
- mySewnet™ Connectivity
  - A 90-day free trial of mySewnet PLATINUM Software and Library
  - mySewnet Library\*
  - mySewnet Blog
  - mySewnet App
  - mySewnet Cloud
- Integrated Dual Feed Technology

#### Embroidery Features

- DESIGNER™ Embellishment Attachment<sup>^</sup> Capabilities
- Industry's Largest Embroidery Area\*\*
- Hoop Scanning
- Exact Position
- Most Built-In Specialty Technique Designs
- Wide Variety of Built-in Designs
- Create Shape
- Create Appliqué
- Embroider Buttonholes and Decorative Stitches in the Hoop
- Automatic Jump Stitch Trim
- Customize Embroidery Designs
- 2 Basting Options
- High Embroidery Speed

- Welcome to Embroidery Stitch-Out
- Four Embroidery Hoops Included
  - DESIGNER™ Splendid Square Hoop II (120x120)
  - DESIGNER™ Jewel Hoop II (240x150)
  - DESIGNER™ Royal Hoop II (360x200)
  - DESIGNER™ Regal Hoop (465x260)
- Hoop Positions
- Thread Database in the Machine

#### Sewing Features

- Exclusive Stitch Techniques
- Enhanced Fabric Feed
- Extensive Selection of Built-In Stitches
- deLuxe™ Stitch System
- EXCLUSIVE SENSOR SYSTEM™ Feature
  - Sensor Foot Lift
  - Sensor Foot Pivot
  - Sensor Foot Pressure
- 3 Free-Motion Modes
- Tapering on Decorative Stitches
- Stitch Positioning
- 37 Needle Positions
- Stitch Repeat
- Stitch Balance
- Perfectly Balanced Buttonholes
- Sewing Functions
- Stitch Density
- Sew with Embroidery Unit On
- Mirror Image of Stitches
- Stitch-Width Safety
- Twin Needle Program
- Stitch Restart

#### Machine Features

- Needle Piercing Power
- Machine Set-Up Wizard
- JoyOS ADVISOR™
  - Interactive Tutorials
  - Sewing Instructions
  - Step-By-Step Workbook
  - Easy Access User's Guide
  - Stabilizer Guide
  - Quick Start Guide
  - Accessory Guide
  - Needle Guide
- Straight Stitch Plate and Sensor
- Bright Work Light
- Designed for Stability
- 10.1" Color Capacitive Touch Screen
- Large Working Area - 310mm x 140mm
- Quick Help On Screen
- Large Thread Spool Capability
- Large Bobbins
- Fully Automatic Needle Threader
- Personalized On-Screen Experience
- Save Current State
- Bobbin Winding
- Accessory Tray with Customized Compartments
- Two USB Ports
- Reads Multiple Design Formats
- Inch/Centimeter Ruler on Base Plate
- Designed and Engineered in Sweden
- Top and Bobbin Thread Sensors
- Jam-Proof Rotary Hook
- Automatic Presser Foot Lift
- Embroidery Unit Case Included
- Multiple Languages
- Updatable

<sup>^</sup> Optional Accessory.

\*Subscription is required after 90 days.

\*\*When Compared to Brother Luminaire 3 Innov-is XP3, Bernina 880 Plus, Janome Continental M17, and Babylock Solaris Vision.

Some DESIGNER EPIC 3 functions are subject to additional accessories. Not all accessories are included in your purchase. Please visit husqvarnaviking.com for more details.

VIKING, DESIGNER EPIC, DESIGNER, STITCH CREATOR, MYSEWNET, DELUXE, EXCLUSIVE SENSOR SYSTEM, JOYOS ADVISOR, and THREAD VELVET are trademarks of KSIN Luxembourg II, S.a.r.l. HUSQVARNA and the "H" Crown Device are trademarks of Husqvarna AB and are used under license. ©2023 KSIN Luxembourg II, S.a.r.l. All rights reserved.