

































































Stitch Overview

Utility Stitches

Stitch	Nº	Name	Description
	1.1.1	Straight stitch	For seaming and topstitching.
	1.1.2	Stretch triple straight stitch	For reinforced seams and for top stitching.
	1.1.3	Stretch tricot stitch	For sewing seams on stretch fabrics.
	1.1.4	Straight stitch reverse	For sewing continuous reverse.
	1.1.5	Basting stitch	For all types of sewing.
	1.1.6	Zigzag stitch	For reinforcing seams, clean finish and stretch sewing.
	1.1.7	Stretch triple zigzag stitch	Elastic stitch for decorative hems or topstitching.
	1.1.8	Three-step zigzag stitch	For stretch sewing, darning, patching, edge finishing and decorative sewing.
	1.1.9	Elastic stitch	For stretch sewing, darning, patching and lace insertion.
	1.1.10	Triple stretch stitch	For stretch sewing, darning, patching, edge finishing and decorative sewing.
	1.1.11	Z-zigzag stitch	For sewing appliqué.
	1.1.12	Honeycomb stitch	Decorative stitch for stretch fabrics and hems. Also used with elastic thread in the bobbin.
	1.1.13	Bridging stitch	Joining fabrics and quilt batting, decorative stitch for quilting, hemstitching.
	1.1.14	Foundation elastic stitch	Joining stitch for undergarments, terry cloth, leather, bulky fabrics where overlapping the seams.
	1.1.15	Crosshem stitch	Elastic decorative hem for stretch fabrics. Also suitable for joining fabrics and quilt batting.
	1.1.16	Blind hem stitch	For sewing blind hems on woven fabrics.
	1.1.17	Elastic blind hem stitch	For sewing blind hems on stretch fabrics.
	1.2.1	Closed overlock	For sewing seams and overcasting stretch fabrics in one step.
	1.2.2	Closed overlock	For sewing seams and overcasting stretch fabrics in one step.

Stitch	№	Name	Description
	1.2.3	Closed overlock	For sewing seams and overcasting stretch fabrics in one step with reinforced edge.
	1.2.4	Elastic overcast	For sewing seams and overcasting stretch fabrics in one step.
	1.2.5	Standard overcast	For sewing seams and overcasting stretch fabrics in one step with reinforced edge.
	1.2.6	Overlock	For sewing seams and overcasting stretch fabrics in one step.
	1.2.7	Light knit fabric patching	For patching and sewing hems in stretch fabrics.
	1.2.8	Closed overlock	For patching, sewing hems, sewing seams and overcasting.
	1.2.9	Closed overlock for stretch	For patching, sewing hems, sewing seams and overcasting in stretch fabrics.
	1.2.10	Stretch knit overlock	For sewing seams and overcasting stretch fabrics in one step.
	1.2.11	Finishing edge overlock	For sewing seams and overcasting stretch fabrics in one step with reinforced edge.
	1.2.12	Overlock	For sewing seams and overcasting stretch fabrics in one step.
	1.2.13	Mock cover hem	Create the look of a serger cover hem for stretch fabrics.
	1.2.14	Mock cover hem	Create the look of a serger cover hem for stretch fabrics.
	1.2.15	Open overlock blind hem	Create decorative overlock blind hem for woven fabrics.
	1.2.16	Closed overlock blind hem	Create decorative overlock blind hem for stretch fabrics.
	1.3.1	Linen buttonhole	Buttonhole for blouses, shirts and linen.
	1.3.2	Standard buttonhole	Basic buttonhole for blouses, shirts and jackets. Also for pillowcases.
	1.3.3	Rounded buttonhole with pointed tack	Buttonhole for garments.
	1.3.4	Rounded buttonhole with lengthwise tack	Buttonhole for garments.
	1.3.5	Rounded buttonhole with crosswise tack	Buttonhole for garments.
	1.3.6	Eyelet buttonhole with pointed tack	Tailors buttonhole or decorative buttonhole.
	1.3.7	Eyelet buttonhole with lengthwise tack	Tailors buttonhole for jackets and trousers.

Stitch	Nº	Name	Description
	1.3.8	Rounded buttonhole	Buttonhole for light garments or jackets.
	1.3.9	Stretch buttonhole	Buttonhole for stretch fabrics.
	1.3.10	Decorative buttonhole	Decorative buttonhole.
	1.3.11	Professional eyelet buttonhole	Professional tailors buttonhole for jackets and trousers.
	1.3.12	Decorative eyelet buttonhole	Decorative buttonhole for jackets.
	1.3.13	Decorative eyelet buttonhole	Decorative buttonhole for jackets.
	1.3.14	Decorative eyelet buttonhole	Decorative heirloom buttonhole.
	1.3.15	Decorative round buttonhole	Decorative heirloom buttonhole.
	1.3.16	Decorative round buttonhole with pointed tack	Decorative heirloom buttonhole.
	1.3.17	Button sewing	For sewing on buttons or tacking.
	1.3.18	Bound buttonhole	Foundation stitch for bound buttonhole.
	1.4.1	Eyelet	For belts, laces, heirloom sewing, etc.
	1.4.2	Decorative Eyelet	For belts, laces, heirloom sewing, etc.
	1.4.3	Decorative Eyelet	For belts, laces, heirloom sewing, etc.
	1.4.4	Decorative Eyelet	For belts, laces, heirloom sewing, etc.
	1.4.5	Decorative Eyelet	For belts, laces, heirloom sewing, etc.
	1.4.6	Programmable darning stitch	To darn or mend small holes, begin stitching over hole, touch reverse for continuous darning and stop.
	1.4.7	Programmable reinforced darning stitch	Darn and mend work clothes, jeans, table cloths and linen towels. Stitch over hole, touch reverse for continuous darning and auto stop.
	1.4.8	Bartack	Reinforce pockets, shirt openings, belt loops as well as at lower end of a zipper.
	1.4.9	Denim bartack	Reinforce pockets, shirt openings, belt loops as well as at lower end of a zipper.

Stitch	Nº	Name	Description
	1.4.10	Decorative bartack	Reinforce pockets, shirt openings, belt loops as well as at lower end of a zipper.
	1.4.11	Cross bartack	Reinforce pockets, shirt openings and belt loops.
	1.4.12	Decorative bartack	Decorative topper for seams and pockets.
	1.4.13	Decorative bartack	Decorative topper for seams and pockets.