


Presser Feet

Note: For the best sewing results, use only presser feet designed for and compatible with your creative expression™ 750 machine.



OA - Standard Presser Foot for IDT™ System
(attached on the machine upon delivery)

This foot is used mainly for straight stitching and zigzag stitching with a stitch length longer than 1.0 mm.



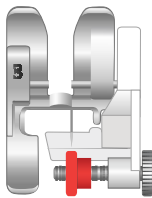
1A - Fancy Stitch Foot for IDT™ System

This foot is used for decorative stitches. The groove on the underside of the foot is designed to flow smoothly over the stitches.



2A - Fancy Stitch Foot

When sewing decorative stitches or short zigzag stitches and other utility stitches with less than 1.0mm stitch length, use this foot. The groove on the underside of the foot is designed to flow smoothly over the stitches.



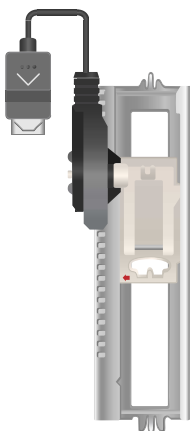
3 - Blindhem Foot for IDT™ System

This foot is used for blindhem stitches. The toe on the foot guides the fabric. The red guide on the foot is designed to ride along the fold of the hem edge.



4 - Zipper Foot for IDT™ System

This foot can be snapped on either the right or the left of the needle, making it easy to sew close to both sides of the zipper teeth. Move needle position to right or left to sew closer to zipper teeth.



5A - Sensormatic Buttonhole Foot

When connected to the machine, the buttonhole is sewn in the length that has been entered into the machine.



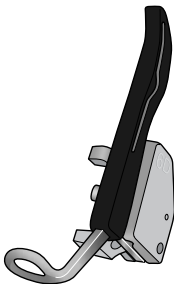
5M - Manual Buttonhole Foot

This foot is used for sewing manual buttonholes. Use the markings on the foot to position the garment edge. The finger on the back of the foot holds cording for corded buttonhole.



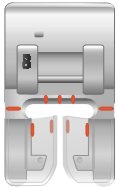
6A – Embroidery/Sensormatic Free-Motion Foot

This foot is used for embroidery and Free-Motion sewing. This foot can also be used for darning.



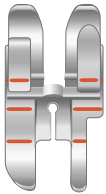
6D - Dynamic Spring Foot

This foot is always recommended for embroidery. It is also used for Free-Motion sewing, quilting and embroidering on especially thick or spongy fabric. When using the Dynamic Spring Foot for Free-Motion, select Dynamic Spring setting in the Free-Motion Options window in Sewing Mode.



8 – Maxi Stitch Foot

This foot is used for side-motion stitches.



1/4" Quilting Foot for IDT™ System

This foot is perfect for piecing and patchwork, especially when used in conjunction with the straight stitch needle plate. The distance from the needle to the outer edge of the right toe is 1/4" (6mm). The distance from the needle to the inner edge of the right toe is 1/8" (3mm).