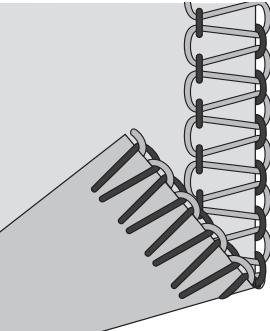
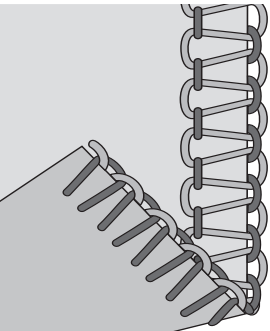
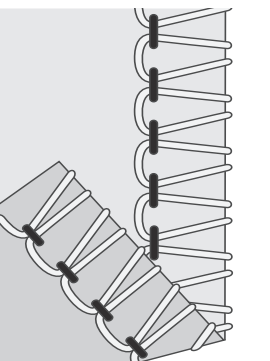
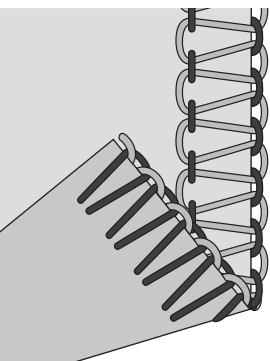
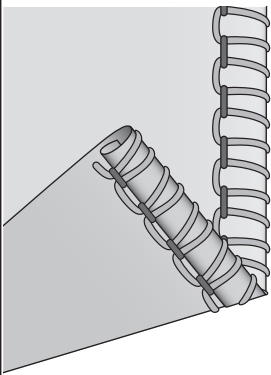
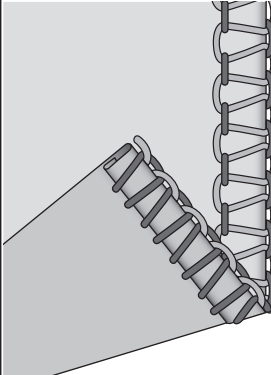
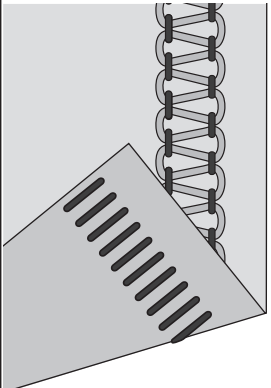
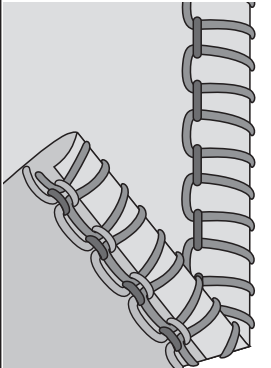
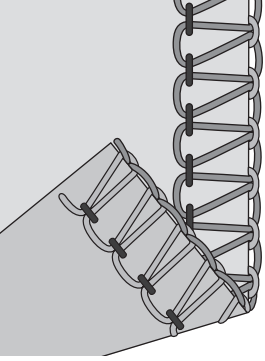
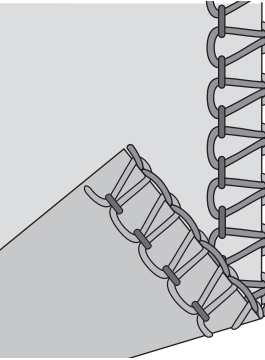
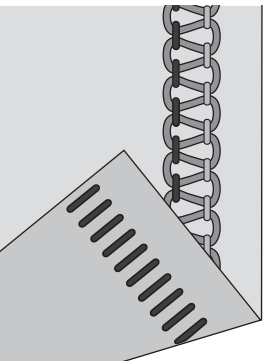
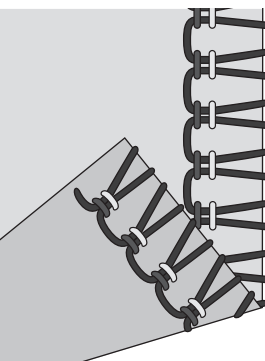
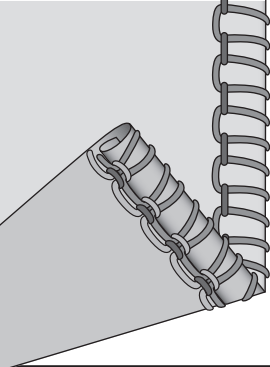
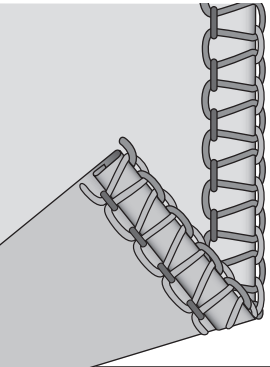
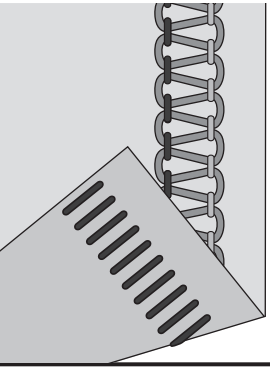
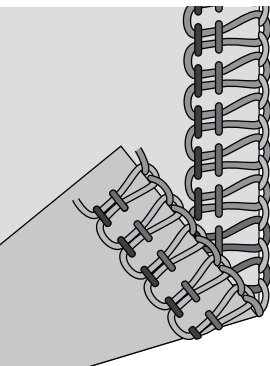


STICHEINSTELLUNGEN

Kombination Stich	Nadel- position	Schnitt- breite	Stichlänge	Anzahl der Fäden	Stich- finger	2-Faden- Konverter	Fadenspannung			
							Linke Nadel	Rechte Nadel	Obergreif- er	Untergreif- er
2-Faden-Overlock, breit 	Links	6	2.5	2	A	Ja	1	-	-	7
2-Faden-Overlock, schmal 	Recht	6	2.5	2	B	Ja	---	1	---	8.5
2-Faden-Overlock umgelegt, breit 	Links	6	3.5	2	A	Ja	4	---	---	1
2-Faden-Overlock umgelegt, schmal 	Recht	6	3	2	B	Ja	---	4	---	5

Kombination Stich	Nadel- position	Schnittb- reite	Stichlänge	Anzahl der Fäden	Stich- finger	2-Faden- Konverter	Fadenspannung			
							Linke Nadel	Rechte Nadel	Obergreif- er	Untergreif- er
2-Faden-Rollsaum 	Recht	6	2	2	Keiner	Ja	---	5	---	4
2-Faden-Schmalkan- tenstich 	Recht	4	2	2	Keiner	Ja	---	1	---	8.5
2-Faden-Flatlock-Stich 	Links	6	2.5	2	A	Ja	1	---	---	5.5
3-Faden-Picot-Stich 	Recht	7	P	3	Keiner	Nein	---	4	3.5	5.5

Kombination Stich	Nadelpo- sition	Schnittb- reite	Stichlänge	Anzahl der Fäden	Stich- finger	2-Faden- Konverter	Fadenspannung			
							Linke Nadel	Rechte Nadel	Ober- greifer	Unter- greifer
3-Faden-Overlock, breit 	Links	6	3	3	A	Nein	4	---	4	3.5
3-Faden-Overlock, schmal 	Recht	6	3	3	B	Nein	---	4	5	4
3-Faden-Flatlock-Stich, schmal 	Recht	5	3	3	B	Nein	---	0	4	9
3-Faden-Overlock-Stretchstich 	Links & Recht	6	P	3	A	Ja	4	4	---	2

Kombination Stich	Nadelposition	Schnittbreite	Stichlänge	Anzahl der Fäden	Stichfinger	2-Faden-Konverter	Fadenspannung			
							Linke Nadel	Rechte Nadel	Obergreifer	Untergreifer
3-Faden-Rollsaum 	Recht	6	R	3	Keiner	Nein	---	4.5	3.5	4
3-Faden-Schmalkantenstich 	Recht	6	2	3	Keiner	Nein	---	4	4	0.5
3-Faden-Flatlock-Stich, breit 	Links	5	3	3	B	Nein	0	---	3.5	9
4-Faden-Overlockstich 	Links & Recht	6	3	4	A	Nein	4	4	4	4