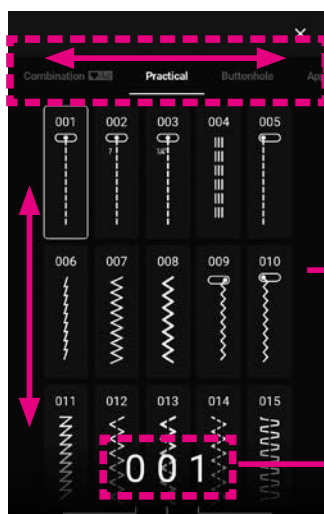
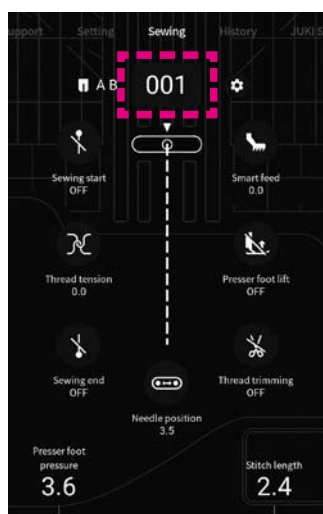


5.2. Types of patterns under the single mode, and how to selected a pattern

☆ There are 368 types of stitch patterns.

☆ When turning on the machine, the straight stitch of the center needle position is chosen automatically.



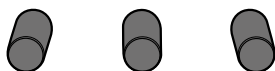
- ① Select the type of pattern.
 [Practical] [Buttonhole] [Appliqué] [Tapering]
 [Quilt line] [Scallop] [One-point] [Decorative]
 [Vintage] [Feather / Lace] [Combination]

- ② Press the pattern icon.

Alternatively,

- ① Enter the pattern number.
- The number is increased one by one by tapping it.
 - It is also possible to change the number by turning the adjusting dial.

- ② The screen which contains the pattern with the number you have input is displayed. Select the pattern icon you want to sew.



5.2.1. Practical


No.	Pattern	Application		Refer to page
001		Center needle position	Straight stitch	62
002		Piecing 7mm		68
003		Piecing 1/4"		68
004		Straight reinforced stitch		-
005		Left needle position	Straight stitch	62
006		Center needle position	Straight stitch for elastic	-
007		Zigzag stitch		-
008		Triangular zigzag stitch		-

No.	Pattern	Application		Refer to page
009		Right needle position	Zigzag stitch	-
010		Left needle position		-
011		Ornamental pattern		-
012		Two point zig zag		-
013		Triple standard zigzag		-
014		Three point zig zag		-
015		Butting stitch		-
016		Overcasting stitch		69

No.	Pattern	Application	Refer to page
017		Overcasting stitch	69
018		Overcasting stitch Used for lightweight material	69
019		Overcasting stitch Used for flexible material	-
020			-
021			-
022		Ornamental pattern	-
023			-
024			-
025		Blind stitch	70
026		Blind stitch Used for lightweight material	70
027		Blind stitch Used for flexible material	70
028		Shell tuck	73
029			73
030		Back straightline stitch * Proceed with the reverse stitch button.	-
031		Back zigzag stitch * Proceed with the reverse stitch button.	-

No.	Pattern	Application	Refer to page
032		Bar tack	74
033		Bar tack (Memory) * Size of bartacking you have sewn once can be stored in memory.	74
034		Reinforced stitch	-
035			-
038		Eyelet	76
039			76
040			76
041			76
042			76
043			Darning stitch
044		-	
045		-	
044		Attaching a quilt sleeve	100

5.2.2. Buttonhole

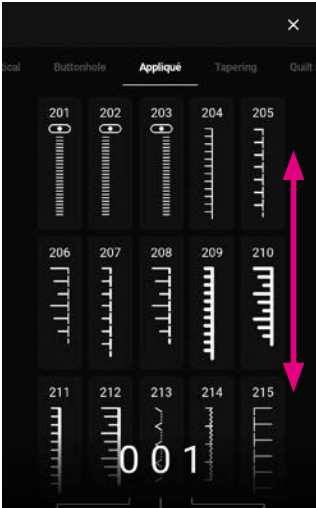


Select the pattern.

No.	Pattern	Application	Refer to page
101		Standard buttonholes	84
102		2-step buttonhole	91
103	MEM	2-step buttonhole (Memory) * It is possible to store the size of buttonhole you have sewn once in memory.	91
104		Standard buttonholes	84
105			84
106		Decorative	84
107		Rounded end	84
108			84
109			84

No.	Pattern	Application	Refer to page
110		Keyhole buttonholes	84
111			84
112			84
113			84
114		For knit	84
115			84
116			84
117		84	
118		Decorative	84
119			84
120			84
121		Basting stitch for buttonholing	90
122		Button sewing	93

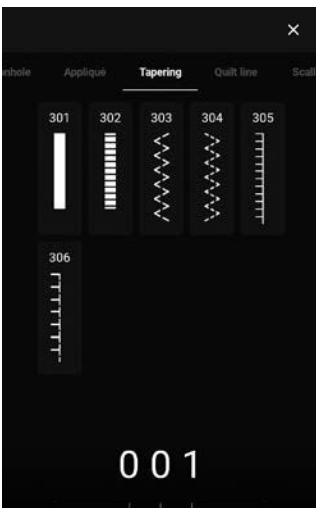
5.2.3. Appliqué



Select the pattern.

No.	Pattern	No.	Pattern	No.	Pattern	No.	Pattern	No.	Pattern
201		209		217		225		233	
202		210		218		226		234	
203		211		219		227		235	
204		212		220		228		236	
205		213		221		229		237	
206		214		222		230		238	
207		215		223		231		239	
208		216		224		232		240	


5.2.4. Tapering



Select the pattern.

No.	Pattern	No.	Pattern	No.	Pattern
301		303		305	
302		304		306	


5.2.5. Quilt line



Select the pattern.

No.	Pattern	No.	Pattern	No.	Pattern	No.	Pattern	No.	Pattern
401		406		411		416		421	
402		407		412		417		422	
403		408		413		418			
404		409		414		419			
405		410		415		420			


6.2.6. Scallop



Select the pattern.

No.	Pattern	No.	Pattern	No.	Pattern	No.	Pattern
501		504		507		510	
502		505		508		511	
503		506		509		512	

5.2.7. One-point



Select the pattern.

No.	Pattern	No.	Pattern	No.	Pattern	No.	Pattern	No.	Pattern
601		618		635		652		669	
602		619		636		653		670	
603		620		637		654		671	
604		621		638		655		672	
605		622		639		656		673	
606		623		640		657		674	
607		624		641		658		675	
608		625		642		659		676	
609		626		643		660		677	
610		627		644		661	<i>Sewing</i>	678	
611		628		645		662	<i>Handmade</i>	679	
612		629		646		663	<i>made by</i>	680	
613		630		647		664	<i>Truly</i>	681	
614		631		648		665	<i>collection</i>	682	
615		632		649		666	<i>Cuddly</i>	683	
616		633		650		667		684	
617		634		651		668			